


OMB 30



- **Bi-color LED 1 x 30**
- **0...2/5/10 V**
- **0...5/20 mA, 4...20 mA**
- **Size of DIN 96 x 24 mm**
- **Power supply 7...30 V DC/AC**

Description

The OMB 30 model is a panel bargraph with one bi-color column of 30-segment LED. For its dimensions it is suitable for mosaic panels mounting applications.

Operation

The instrument is designed for simple measurement without further control. Selection of color projection is set by shorting links inside the instrument.

Calibration

Projection for maximum value of input signal is adjustable by potentiometer at the terminal board, offset (zero shifting) may be set by shorting links inside the instrument.

Technical data

MEASURING RANGE	Impedance/Max.drop
0...5 mA	< 260 mV
0...20 mA	< 260 mV
4...20 mA	< 260 mV
0...2 V	1 MOhm
0...5 V	1 MOhm
0...10 V	1 MOhm

PROJECTION

Display: 1x 30 LED, red - green
display color is adjustable by shorting links inside the instrument

INSTRUMENT ACCURACY

Tempco: 100 ppm/°C
Accuracy: ±1 % of range
Overload capacity: 10x (t < 30 ms), 2x (long-term)
Calibration: at 25°C and 40 % r.h.

POWER SUPPLY

10...30 V DC, max. 100 mA, (24 V/40 mA), isolated
12...28 VAC, max. 130 mA, (24 V/110 mA), isolated

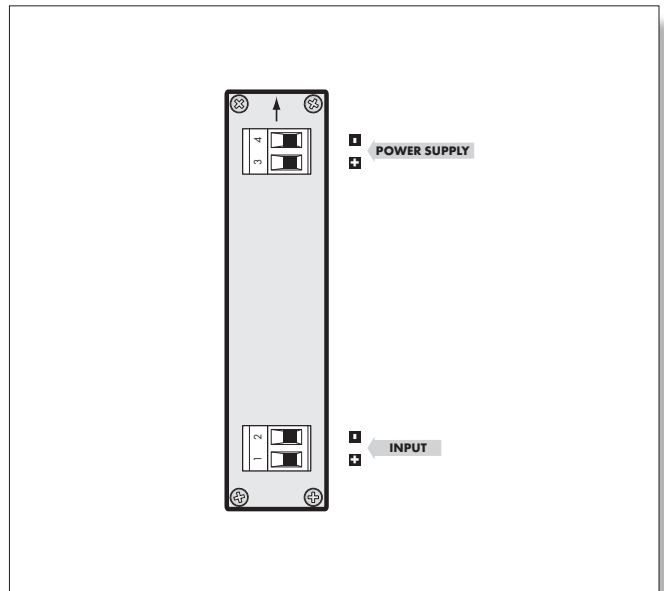
MECHANIC PROPERTIES

Material: Noryl GFN2 SE1, incombustible UL 94 V-I
Dimensions: 96 x 24 x 100 mm
Panel cut: 92 x 22,5 mm

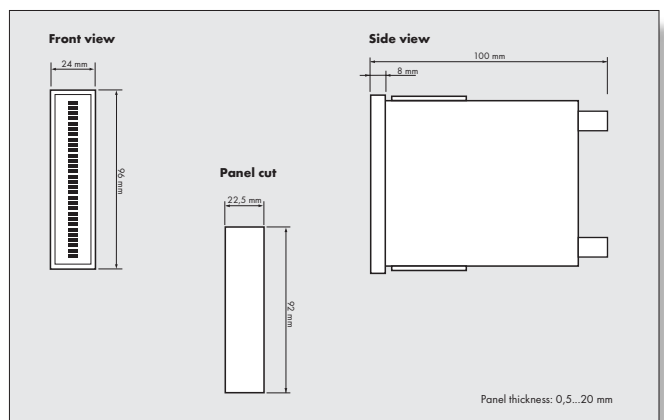
OPERATING CONDITIONS

Connection: connector terminal board, conductor section up to 2,5 mm²
Stabilization period: within 15 minutes after switch-on
Working temperature: 0°...60°C
Storage temperature: -10°...85°C
Covering: IP40 (front panel only)
Electrical safety: EN 61010-1, A2
Overvoltage category: for pollution degree II
II. - instrument power supply, input (300 V)

Connection



Dimensions



Order code

