



- 4½-DIGIT PROJECTION
- SIZE OF DIN 96 X 48 MM
- POWER SUPPLY 230 VAC

- Option
Excitation • Power supply 24/110 VAC, 10...30 VDC, 80...250 V AC/DC

OPERATION

The instrument is designed for simple measurement without further control. Placement of the decimal point is selectable by jumper under the front panel.

CALIBRATION

Contingent corrections of display projection for both limit values of input signal may be performed by trimmers from the back of the instrument ($\pm 10\%$).

OPTIONS

EXCITATION is suitable for feeding of sensors and transmitters. It is isolated, with continuously adjustable value in the range of 2...24 VDC.

OM 47

The OM 47 model series are 4½-digit panel instruments with good accuracy and stability.

OM 47DC
DC VOLTMETER AND AMMETER

OM 47AC
AC VOLTMETER AND AMMETER

OM 47PM
PROCESS MONITOR

OM 47OHM
OHMMETER

OM 47RTD
THERMOMETER FOR Pt/Ni

TECHNICAL DATA

PROJECTION

Display: ±19999, red or green 7-segment LED, digit height 14 mm
Decimal point: adjustable - by jumper
Brightness: adjustable - by trimmer under front panel

INSTRUMENT ACCURACY

TK: 100 ppm/°C
Accuracy: ±0,15% of range + 1 digit
 ±0,2% of range + 1 digit **RTD**
Rate: 1,2...10 meas./s
Overload capacity: 10x (t < 30 ms) - not for 300 V a 5 A; 2x
Calibration: at 25°C and 40% rh

EXCITATION

Adjustable: 2...24 VDC/50 mA, isolated **PM**

POWER SUPPLY

24, 110, 230 VAC, 50/60 Hz, ±10 %, 5 VA
 10...30 VDC/max. 300 mA, PF ≥ 0,4, I_{STP} < 40 A/1 ms, isolated
 80...250 V AC/DC, PF ≥ 0,4, I_{STP} < 40 A/1 ms, isolated

MECHANIC PROPERTIES

Material: Noryl GFN2 SE1, incombustible UL 94 V-1
Dimensions: 96 x 48 x 110 mm
Panel cutout: 92 x 45 mm

OPERATING CONDITIONS

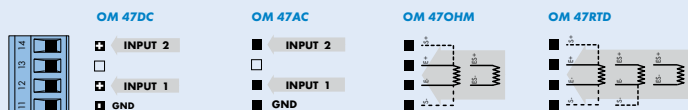
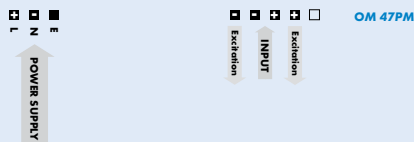
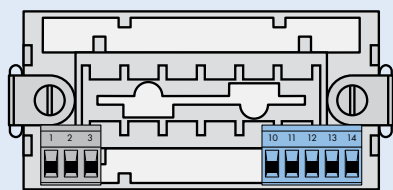
Connection: connector terminal board, section < 2,5 mm²
Stabilization period: within 15 minutes after switch-on
Working temperature: 0°...60°C
Storage temperature: -10°...85°C
Cover: IP40, on request IP64 (front panel only)
El. safety: EN 61010-1, A2
Dielectric strength: 4 kVAC after 1 min between supply and input
 4 kVAC after 1 min between supply and relay output
Insulation resistance: for pollution degree II, measuring cat. III.
 AC power supply > 600 V [PI], 300 V [DI]
 DC power supply, input, output, Exc. > 300 V [PI], 250 V [DI]
EMC: EN 61326-1

PI - Primary insulation, DI - Double insulation

MEASURING RANGES

	DC	AC	PM	OHM	RTD
A	±199,99 mV	0...199,99 mV	0...5 mA	0...199,99 Ω	Pt 100
B	±1,9999 V	0...1,9999 V	0...20 mA	0...1,9999 kΩ	Pt 500
C	±19,999 V	0...19,999 V	4...20 mA	0...19,999 kΩ	Pt 1 000
D	±199,99 V	0...199,99 V	±2 V	0...199,99 kΩ	
E	±300,0 V	0...300,0 V	±5 V		
F			±10 V		
H				5...105 Ω	
J	±199,99 μA				
K	±1,9999 mA				
L	±19,999 mA				
M	±199,99 mA	0...199,99 mA			
N	±1,9999 A	0...1,9999 A			
P	±5,000 A	0...5,000 A			
Z	on request	on request	on request	on request	

CONNECTION



ORDER CODE

OM 47

□ □ □ - □ □ □ □ □ □

Type

D	C	•	•	•	•	•	•	•	•
A	C	•	•	•	•	•	•	•	•
P	M	•	•	•	•	•	•	•	•
O	H	•	•	•	•	•	•	•	•
R	T	•	•	•	•	•	•	•	•

Order code shall not include blank spaces!

Power supply

24 VAC/50 Hz	0				
230 VAC/50 Hz	1				
110 VAC/50 Hz	3				
10...30 VDC, isolated	4				
80...250 V AC/DC, isolated	5				

Measuring range, see table „Measuring ranges“

Comparators no **0**

Analogue output none **0**

Excitation no **0**

yes **1**

Connection 2-wire **1**

3-wire **2**

4-wire **3**

Display color red **1**

green **2**

Please, state the requested projection for selected input range in your order (PM, OHM)!
 (e.g.: input 0...20 mA > projection 0.00...100.00)

Default execution is shown in bold