


## OMB 50



- **Bi-color LED 1(2) x 50**
- **0...2/5/10 V**
- **0...5/20 mA, 4...20 mA**
- **Size of DIN 144 x 48 mm**
- **Power supply 7...30 V DC/AC**

### Description

The OMB 50 model is a panel bargraph with one or two bi-color columns of 50-segment LED.

For its dimensions it is suitable for mosaic panels mounting applications.

### Operation

The instrument is designed for simple measurement without further control. Selection of color projection is set by shorting links inside the instrument.

### Calibration

Projection for maximum value of input signal is adjustable by potentiometer at the terminal board, offset (zero shifting) may be set by shorting links inside the instrument.

## Technical data

MEASURING RANGE	Impedance/Max.drop
0...5 mA	< 260 mV
0...20 mA	< 260 mV
4...20 mA	< 260 mV
0...2 V	1 MOhm
0...5 V	1 MOhm
0...10 V	1 MOhm

### PROJECTION

Display: 1 (2)x 50 LED, red - green  
display color is adjustable by shorting links inside the instrument

### INSTRUMENT ACCURACY

Tempco: 100 ppm/°C  
Accuracy: ±1 % of range  
Overload capacity: 10x (t < 30 ms), 2x (long-term)  
Calibration: at 25°C and 40 % r.h.

### POWER SUPPLY

10...30 V DC, max. 250 mA, (24 V/150 mA), isolated  
12...28 VAC, max. 350 mA, (24 V/200 mA), isolated

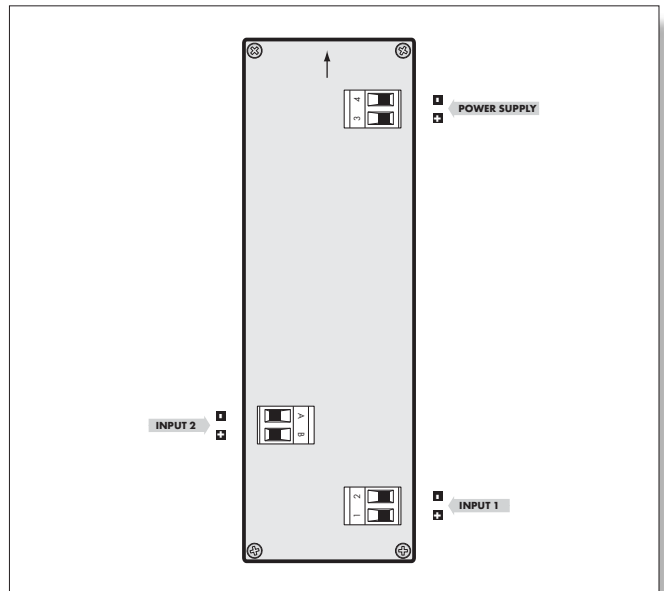
### MECHANIC PROPERTIES

Material: Noryl GFN2 SE1, incombustible UL 94 V-I  
Dimensions: 144 x 48 x 75 mm  
Panel cut: 138 x 43,5 mm

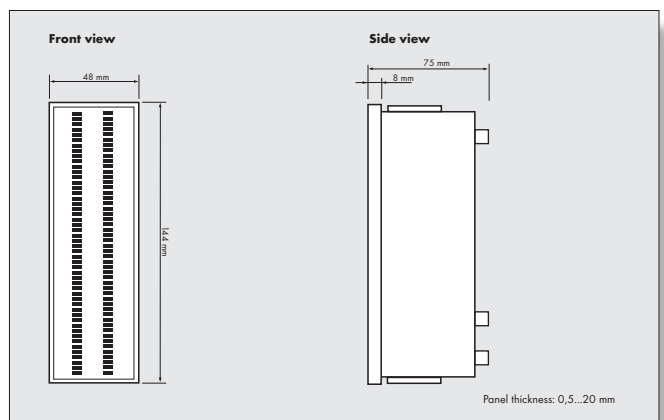
### OPERATING CONDITIONS

Connection: connector terminal board, conductor section up to 2,5 mm<sup>2</sup>  
Stabilization period: within 15 minutes after switch-on  
Working temperature: 0°...60°C  
Storage temperature: -10°...85°C  
Covering: IP40 (front panel only)  
Electrical safety: EN 61010-1, A2  
Overvoltage category: for pollution degree II  
II - instrument power supply, input (300 V)

## Connection



## Dimensions



## Order code

**OMB 50 - xx**

