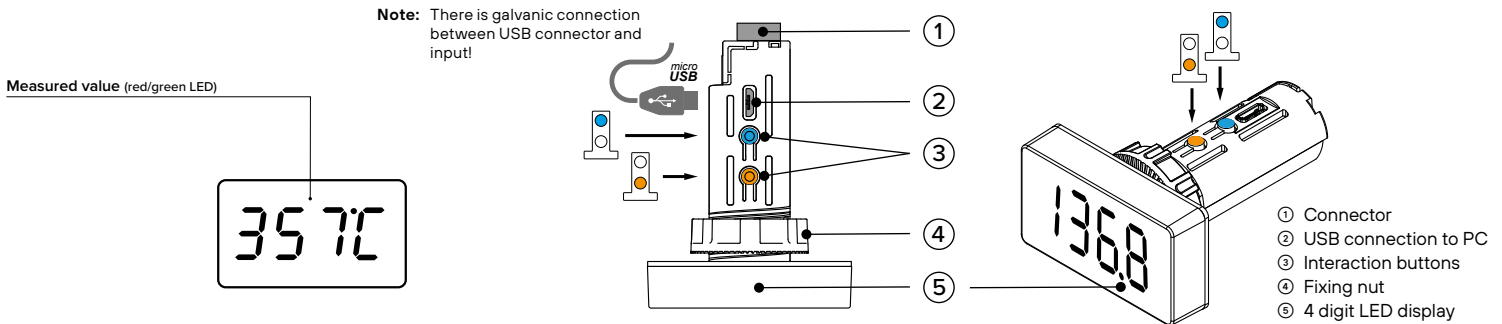


OMM 335RTD

Digital Panel Meter

DISPLAY FOR PT / NI SENSORS AND RESISTORS

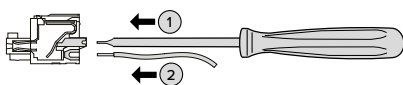
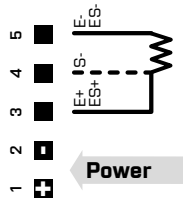
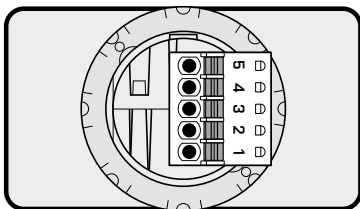
- Input Pt 100/1000, Ni 1000, resistance 390/3900 Ω
- 4-digit programmable projection
- 2- or 3-wire connection
- Scaling of measured value
- Setting from PC via USB
- Linearization
- Password protection to prevent unauthorised changes of settings
- Protection IP65
- Easy mounting into standardised Ø 22,5 mm hole



⚠ DANGER ⚠	⚠ WARNING ⚠	⚠ CAUTION
<p>HAZARD OF ELECTRIC SHOCK, EXPLOSION OR ARC FLASH</p> <ul style="list-style-type: none"> - Disconnect all power before servicing equipment and other supply lines <p>Failure to follow this instruction will result in death or serious injury.</p>	<p>EQUIPMENT OPERATION HAZARD</p> <ul style="list-style-type: none"> - Do not use this product in safety critical system. - Do not disassemble, repair or modify this product. - Do not operate beyond the recommended operating environment. <p>Failure to follow these instructions can result in death, serious injury, or equipment damage.</p>	<p>EQUIPMENT OPERATION HAZARD</p> <ul style="list-style-type: none"> - Install 100 mA fuse UL...Class CC ; IEC...gG if unable to determine loop input current is within 4 to 20 mA <p>Failure to follow this instruction can result in injury or equipment damage</p>

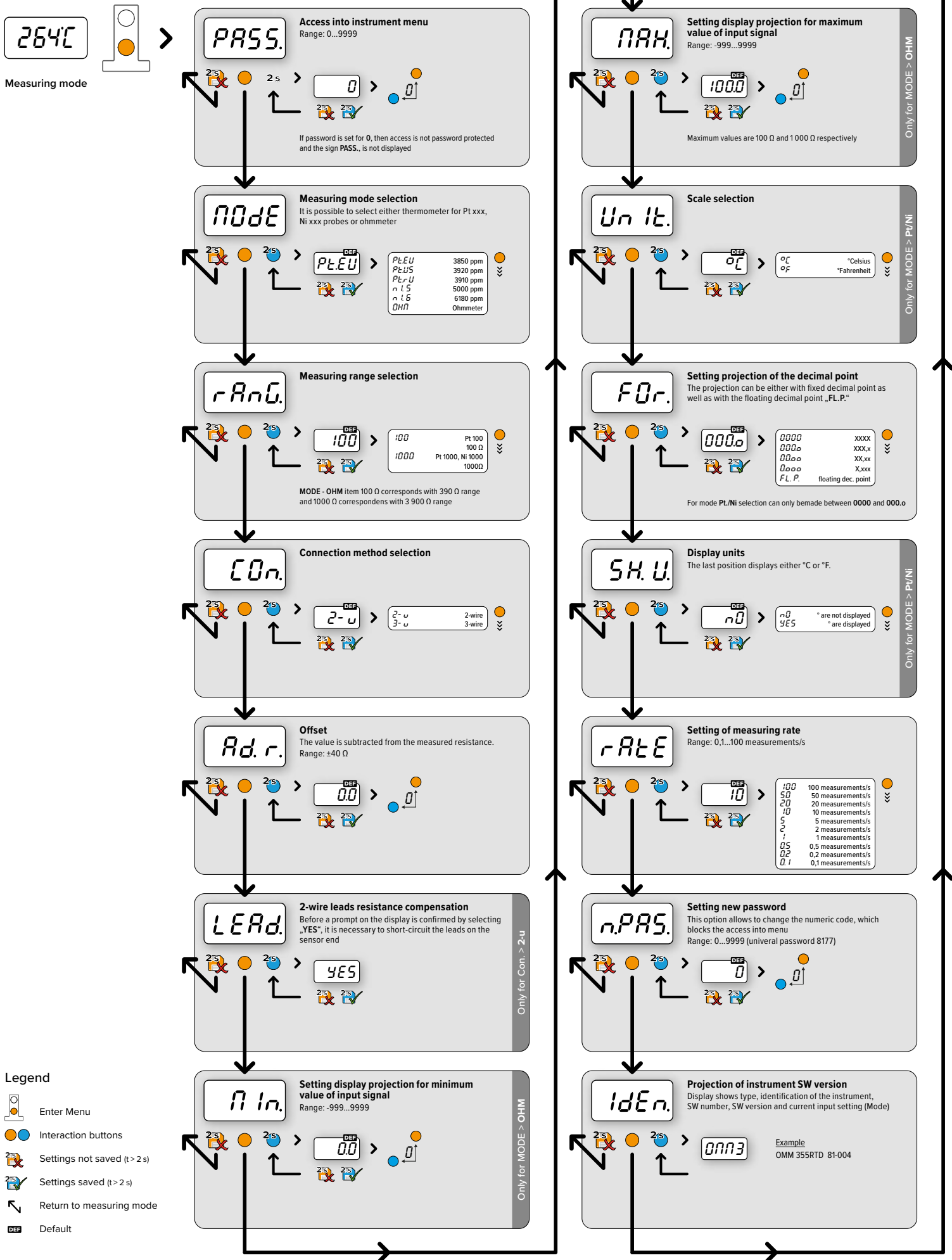
Electrical equipment should be installed, operated, serviced, and maintained only by qualified personnel. No responsibility is assumed by ORBIT MERRET for any consequences arising out of the use of this material.

2 Product Connection



①		Ø 2mm / 0,08 in
②	mm	6...8
	inch	0,24...0,31
	mm ²	0,2...1,3
	AWG	24...16

Note: Contactors, high power electric motors, frequency drives and other power devices should not be in a close proximity of the meter. Input signal leads (measured value) should be separated from all power lines and power devices. Even though the meters has been designed and tested according to standards for industrial environment, we strongly advise to adhere to the above presented rules





Return to measuring mode

264°C

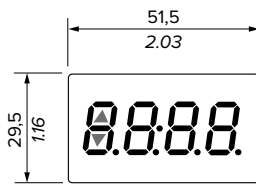
Note: For an easier unit configuration we recommend using our free PC SW called OM Link www.merret.cz/en/products/software/om-link

Note: If there is a pause during configuration exceeding 60 seconds, the configuration mode closes down automatically and the device is switched into a measuring mode. In such case all unconfirmed selections will be lost.

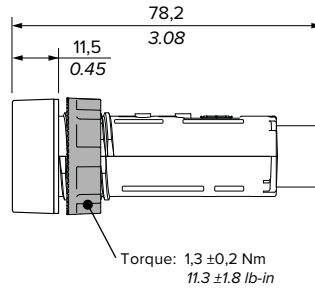
4 Error conditions

ERROR	CAUSE	ELIMINATION
$E. d_{-}$	number is too small (large negative) to be displayed	change DP setting, channel constant setting
$E. d_{+}$	number is too high to be displayed	change DP setting, channel constant setting
$E. t_{-}$	number is below the linearization table value; Error table underflow	change input signal value or linearization table
$E. t_{+}$	number is above the linearization table value; Error table overflow	change input signal value or linearization table

Front view

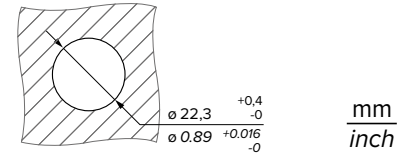


Side view



Panel cut

Panel thickness: 1..6 mm
0.04...0.24 in



mm
inch

INPUT

Number of inputs	1	
OHM	Range	0...390 Ω (calibration 100 Ω) 0...3900 Ω (calibration 1000 Ω)
	Connection	2- or 3-wire
RTD	Range	EU > 100/1000 Ω, 3850 ppm -50°...450°C US > 100 Ω, 3920 ppm/°C -50°...450°C RU > 100 Ω, 3910 ppm/°C -200°...450°C
	Connection	2- or 3-wire
NI	Range	Ni 1000, 5000 ppm/°C -50°...250°C Ni 1000, 6180 ppm/°C -200°...250°C
	Connection	2- or 3-wire

PROJECTION

Display	9999, 7-segment LED
Digit height	14 mm
Display color	red or green
Projection	-.999...9999
Decimal point	setting - in menu
Brightness	fixed

INSTRUMENT ACCURACY

TC	50 ppm/°C
Accuracy	±0,15% of the range + 1 digit
Rate	0,1...100 measurements/s
Overload capacity	2x
Linearizace	linear interpolation in 50 points (only via OM Link)
OM Link	company communication interface for operation, setting and update of instruments. (microUSB)
Watch-dog	reset after 500 ms
Calibration	at 25°C and 40 % r.h.

POWER SUPPLY

Power	24 VDC/24 VAC, ±10 %, 0,2 VA, 10...30 VDC/24 VAC, ±10 %, 0,2 VA, isolated
-------	--

MECHANICAL PROPERTIES

Material	PA66, incombustible UL 94 V-0
Dimensions	51,5 x 29,5 x 78,2 mm
Panel cutout	ø 22,5 mm

OPERATING CONDITIONS

Connection	connector terminal blocks, section 0,2...1,3 mm ²
Stabilization period	within 5 minutes after switch-on
Working temp.	-20°...60°C
Storage temp.	-20°...85°C
Protection	IP65 (front panel only)
Construction	safety class I
El. safety	EN 61010-1, A2
Dielectric strength	700 VAC after 1 min. between power supply and signal input
Insulation resist.*	for pollution degree II, measurement cat. II power supply, input > 250 V (PI)
EMC	EN 61326-1 (Industrial area)

* PI - Primary insulation, DI - Double insulation



ORBIT MERRET, spol. s r.o.
Vodňanská 675/30
198 00 Praha 9
Czech Republic

+420 - 281 040 200 @ orbit@merret.eu

Measuring instruments of the OMM 335 series conform to the European regulation 2014/30/EU and 2014/35/EU

This product must be installed, connected and used in compliance with prevailing standards and/or installation regulations. As standards, specifications and designs develop from time to time, always ask for confirmation of the information given in this publication.