
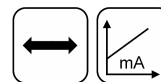


**NOVOSTRICTIVE
Transducer
Touchless**

TM1
Screw flange
4 ... 20 mA
Industrial



Special Features

- Compact design for tight spaces
- Touchless magnetostrictive measurement technology
- Operating pressure up to 350 bar, peaks up to 450 bar
- Non-contacting position detection with ring-shaped position marker
- Unlimited mechanical life
- No velocity limit for position marker
- Absolute output
- Outstanding accuracy performance up to 0.04 %
- Wide range of supply voltage
- Optimized for use in industrial applications
- Other configurations see separate data sheets

Applications

- Manufacturing Engineering
- Level measurement
- Actuators

The absolute linear transducer TM1 enables a compact and cost-effective position measurement. It consists of a stainless steel flange welded to a pressure-resistant rod and can therefore be used under harsh environmental conditions. The magnetostrictive measuring technology offers excellent accuracy for measuring lengths up to 2000 mm. The passive ring-shaped position marker allows a mechanically decoupled measurement.

Description

Material	Flange: stainless steel 1.4307 / AISI 304L Flange cover: AISiMgBi Rod: stainless steel 1.4571 / AISI 316Ti Sealing: O-ring NBR 90 SH A
Mounting	Screwed via thread M18x1.5
Electrical connection	Connector M12x1, A-coded

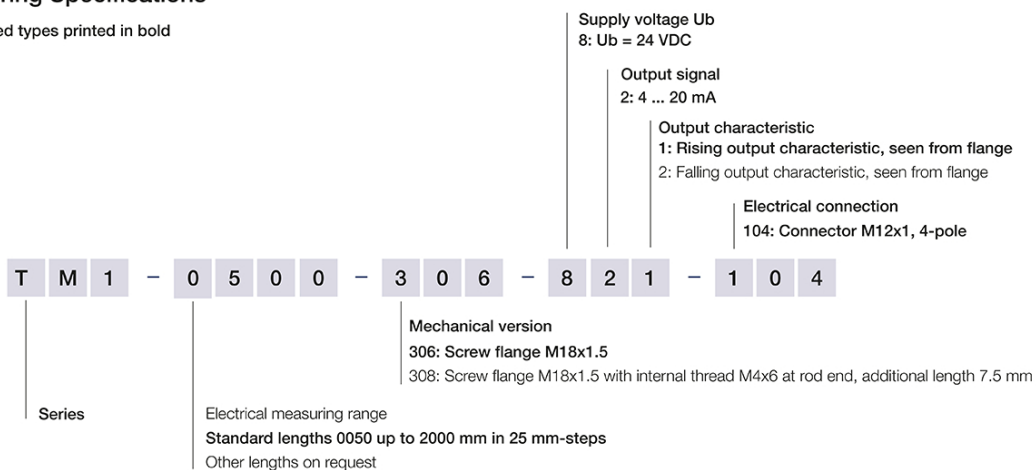
Mechanical Data

Dimensions	See dimension drawing
------------	-----------------------

Ordering Specifications

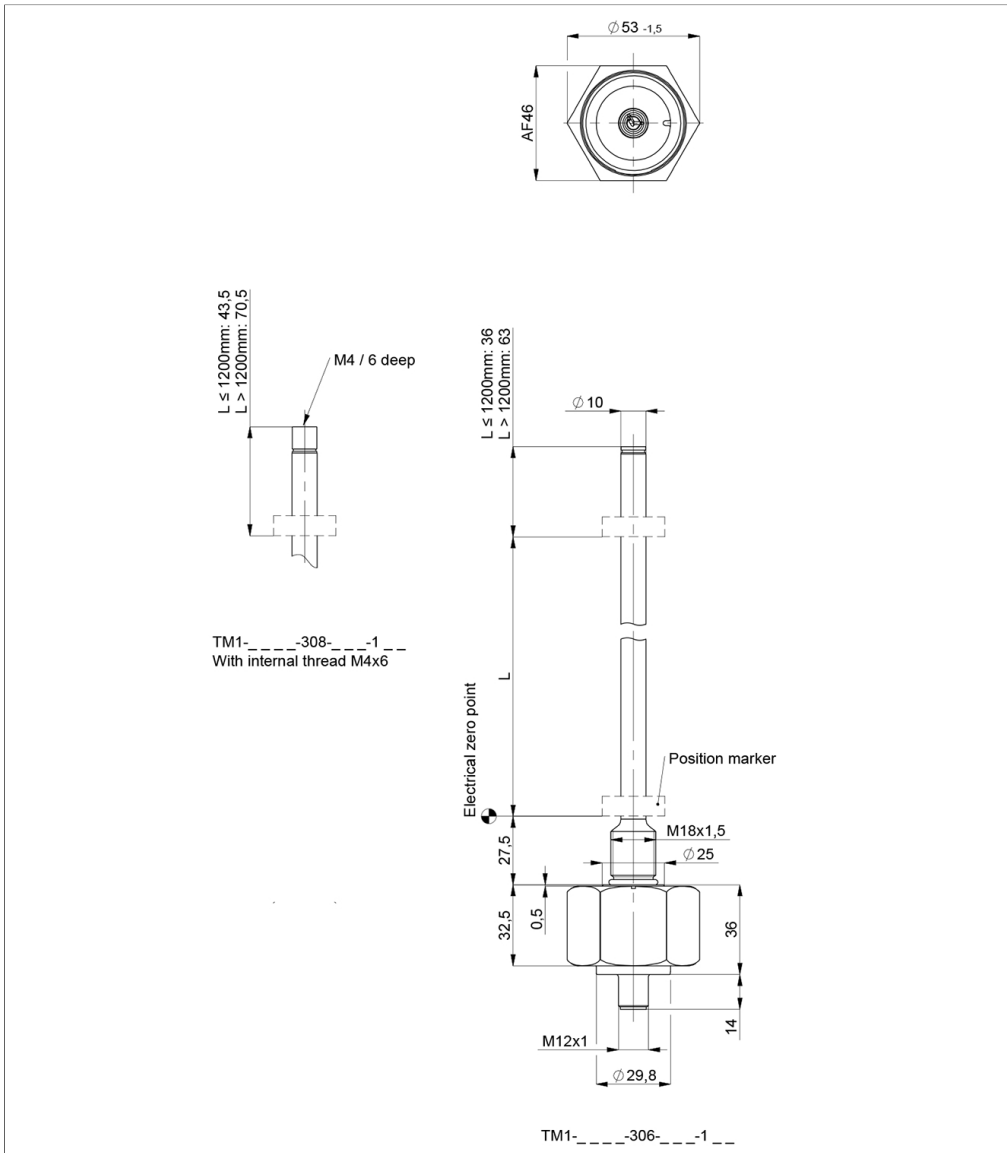
Ordering Specifications

Preferred types printed in bold



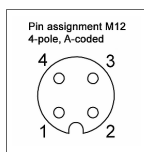
Drawing

CAD data see
www.novotechnik.de/en/download/cad-data/



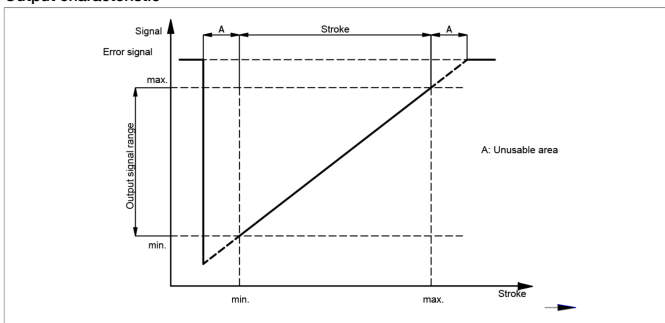
Technical Data

Type	TM1-____-306-82_-104
Output signal	4 ... 20 mA
Burden	@Ub 24 V: ≤ 500 Ω, @Ub 12 V: ≤ 250 Ω
Sampling rate / Update rate	0.5 kHz
Electrical measuring range (dim. L)	0 ... 50 mm up to 0 ... 2000 mm
Absolute linearity	≤ ±0.04 %FS (min. 300 μm)
Tolerance of electr. zero point	±1 mm
Resolution	≤ 0.1 mm
Repeatability	≤ ±0.1 mm
Hysteresis	≤ ±0.1 mm
Temperature error	typ. 50 ppm/K (min. 0.01 mm/K)
Supply voltage Ub	12/24 VDC (8 ... 32 VDC)
Supply voltage ripple	≤ 10% Ub
Power drain w/o load	< 1 W
Overvoltage protection	36 VDC (permanent)
Polarity protection	yes (-36 VDC)
Short circuit protection	yes (output vs GND and supply voltage up to 36 VDC)
Insulation resistance (500 VDC)	≥ 10 MΩ
Environmental Data	
Max. operational speed	Mechanically unlimited
Vibration IEC 60068-2-6	20 g, 10 ... 2000 Hz, Amax = 0.75 mm
Shock IEC 60068-2-27	100 g, 11 ms (single hit)
Protection class DIN EN 60529	IP67
Operating temperature	-40 ... +105°C
Operating humidity	0 ... 95 % R.H. (no condensation)
Working pressure	≤ 350 bar
Pressure peaks	≤ 450 bar
Burst pressure	> 700 bar
Life	Mechanically unlimited
Functional safety	If you need assistance in using our products in safety-related systems, please contact us
MTTF (IEC 60050)	355 years
EMC Compatibility	
EN 61000-4-2 ESD (contact/air discharge)	4 kV, 8 kV
EN 61000-4-3 Electromagnetic fields (RFI)	10 V/m
EN 61000-4-4 Fast transients (burst)	1 kV
EN 61000-4-6 Cond. disturbances (HF fields)	10 V eff.
EN 55016-2-3 Radiated disturbances	Industrial and residential area
Connection Assignment	
Signal	Connector code 1_ _
Supply voltage Ub	Pin 1
GND	Pin 3
Signal output	Pin 2
Do not connect	Pin 4
Connect cable shielding to protection earth	

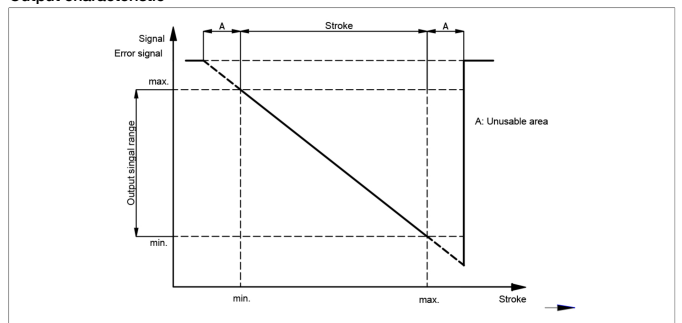


Technical Data Output Characteristics

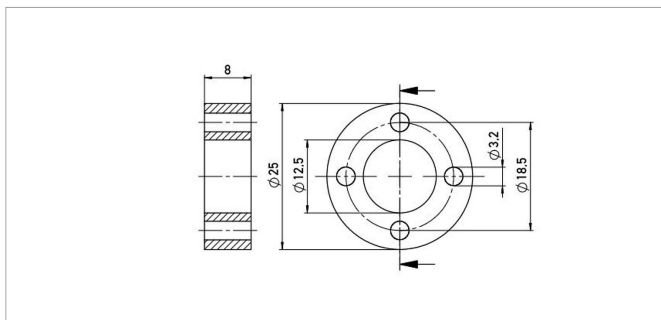

Output characteristic



Output characteristic



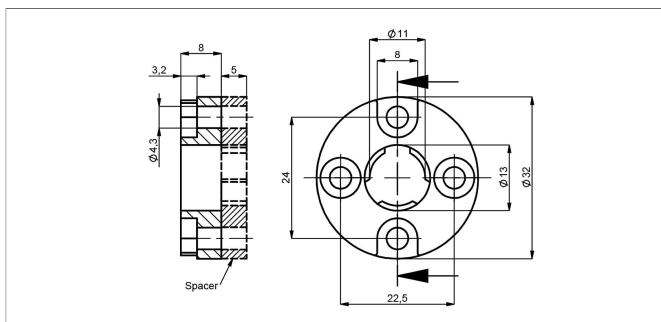

Position Markers



Z-TH1-P18

Ring position marker for fixation with screws M3
 Material PA6-GF
 Weight approx. 12 g
 Operating temp. -40 ... +100°C
 Surface pressure max. 40 N/mm²
 Fastening torque max. 100 Ncm
 of mounting

P/N	Pack. unit [pcs]
400005697	1

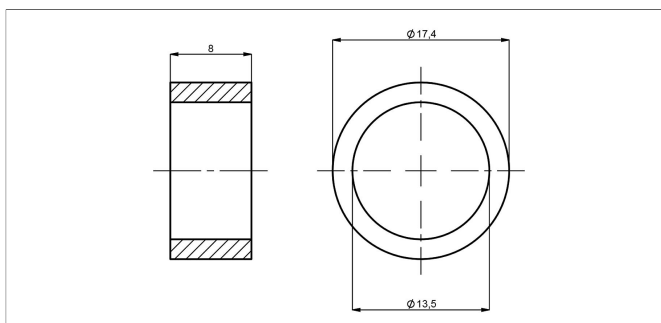



Z-TH1-P19

Z-TH1-PD19 With spacer

Ring position marker for fixation with screws M4, optionally with or without spacer
 Material PA6-GF, Spacer: POM-GF
 Weight approx. 14 g
 Operating temp. -40 ... +100°C
 Surface pressure max. 40 N/mm²
 Fastening torque max. 100 Ncm

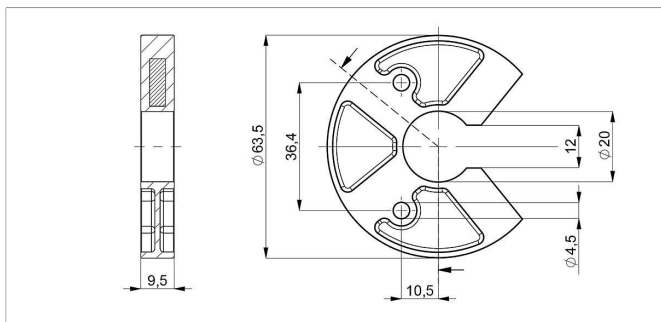

P/N	Spacer	Pack. unit [pcs]
400005698	-	1
400107117	incl.	1



Z-TH1-P30

Ring position marker for mounting via lock washer and retaining ring
 Material NdFeB bonded (EP)
 Weight approx. 5 g
 Operating temp. -40 ... +100°C
 Surface pressure max. 10 N/mm²

P/N	Pack. unit [pcs]
400106139	1



Z-TH1-P25

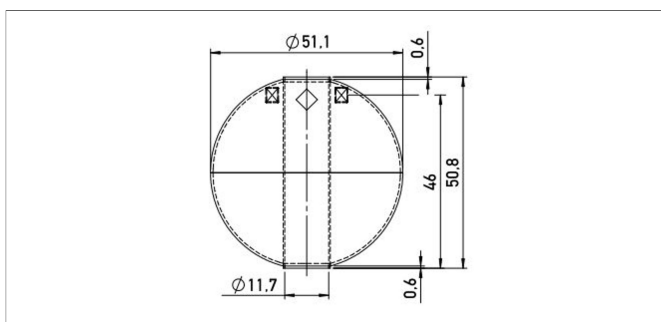
U-shaped position marker for fixation with M4 screws

Caution: for dimension of electrical zero point please follow the user manual!

Material PA6-GF
 Operating temp. -40 ... +105°C
 Surface pressure max. 40 N/mm²
 Fastening torque max. 100 Ncm
 of mounting

P/N	Pack. unit [pcs]
400105076	1

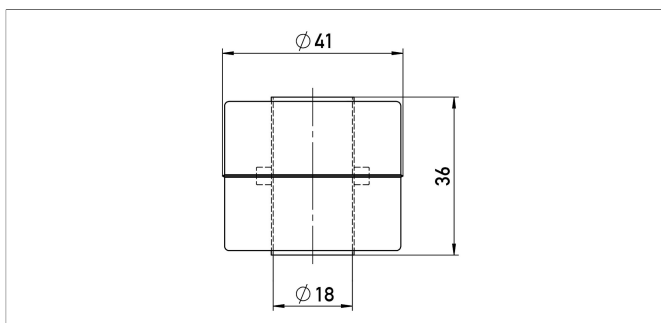
Position Markers



Z-TH1-P22

Ball-type floating position marker
Material Stainless steel 1.4571
Weight approx. 42 g
Operating temp. -40 ... +100°C
Compression strength ≤ 60 bar
Density 720 kg/m³
Immersion depth in water 36.7 mm

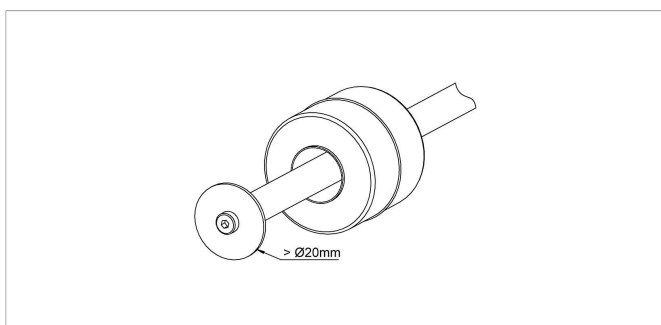
P/N	Pack. unit [pcs]
400056045	1



Z-TH1-P21

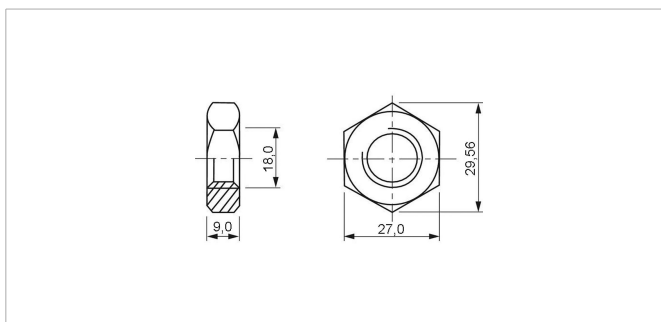
Cylinder floating position marker
Material Stainless steel 1.4404
Weight approx. 20 g
Operating temp. -40 ... +100°C
Compression strength ≤ 8 bar
Density 740 kg/m³
Immersion depth in water approx. 26.6 mm

P/N	Pack. unit [pcs]
400056044	1



When using floating position markers, we recommend to secure the marker against loss with a washer at the rod end.

For this purpose, a sensor version with inner thread at the rod end is required (s. ordering code).

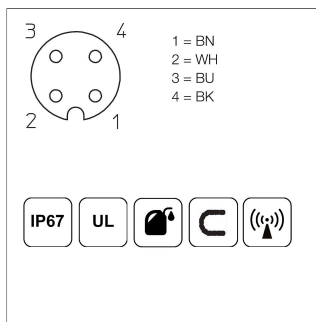
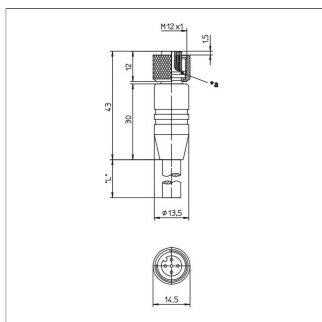



Z-TH1-M01

Lock nut ISO 8675, M18x1.5-A2

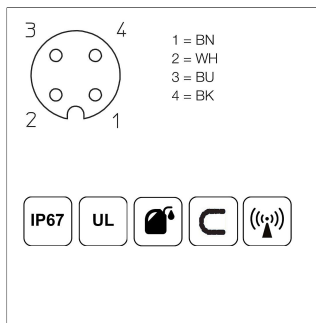
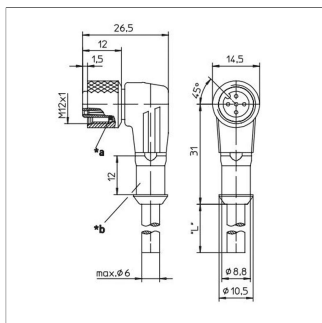

P/N	Pack. unit [pcs]
400056090	1

Connector System M12



EEM-33-32/62/97
M12x1 Mating female connector, 4-pin, straight, A-coded, with molded cable, shielded, IP67, open ended
Plug housing PA
Cable sheath PUR, Ø = max. 6 mm, -25 ... +80°C (moved), -50 ... +80°C (fixed)
Lead wires PP, 0.34 mm²

P/N	Type	Length
400005600	EEM-33-32	2 m
400005609	EEM-33-62	5 m
400005650	EEM-33-97	10 m



EEM-33-33/63/99
M12x1 Mating female connector, 4-pin, angled, A-coded, with molded cable, shielded, IP67, open ended
Plug housing PA
Cable sheath PUR, Ø = max. 6 mm, -25 ... +80°C (moved), -50 ... +80°C (fixed)
Lead wires PP, 0.34 mm²

P/N	Type	Length
400005601	EEM-33-33	2 m
400005610	EEM-33-63	5 m
400005696	EEM-33-99	10 m

IP67 Protection class IP67 DIN EN 60529

IP68 Protection class IP68 DIN EN 60529

Very good Electromagnetic Compatibility (EMC) and shield systems

Very good resistance to oils, coolants and lubricants

C Suited for applications in dragchains

UL UL - approved

CAN-Bus

Novotechnik
Messwertaufnehmer OHG
P.O.Box 4220
73745 Ostfildern (Germany)
Horbstrasse 12
73760 Ostfildern (Germany)
Phone +49 711 4489-0
Fax +49 711 4489-118
info@novotechnik.de
www.novotechnik.de



© Jul 2, 2020

The specifications contained in our datasheets are intended solely for informational purposes. The documented specification values are based on ideal operational and environmental conditions and can vary significantly depending on the actual customer application. Using our products at or close to one or more of the specified performance ranges can lead to limitations regarding other performance parameters. It is therefore necessary that the end user verifies relevant performance parameters in the intended application. We reserve the right to change product specifications without notice.